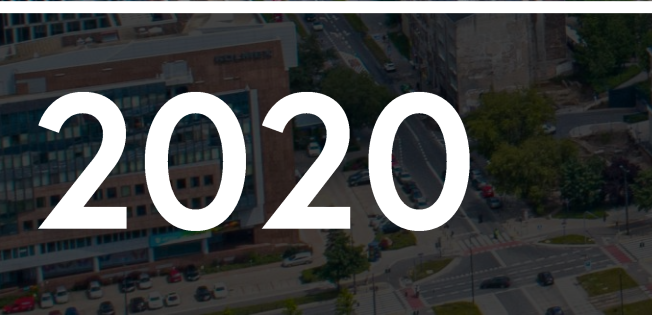
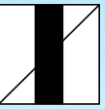




WARSAW



2020



inwi



**INVESTMENT
LAND MARKET**

TABLE OF CONTENT

A. GENERAL SUMMARY

B. INVESTMENT LAND TRANSACTIONS IN 2020

1. 2020 vs. 2019 summary
2. Location of transactions signed
3. Transactions summary
4. Statistics by district/MSI
5. Transaction conditions
6. PUM and land prices
7. Temporal variation
8. City centre vs. Outskirts
9. Top MSI's
10. Developers
11. Summary by district
12. Summary by MSI



GENERAL SUMMARY

- Value of the Warsaw land market increased by 22% y/y measured with total value of land transactions.
- Total area of transactions exceeded 1 million m² and was 12% higher than in 2019.
- PUM prices dropped by nearly 1% and land prices increased by over 9%. Positive trend in terms of price levels continued.
- The highest number of transactions was signed in Białołęka district, however the district's share in total value of transactions was low. The prices of land and PUM were the lowest in this district.
- The highest market activity could be observed in the western outskirts of the city – districts of Włochy and Ursus where the highest value of transactions were signed.
- There were over 80 developers purchasing land in Warsaw in 2020. Most notable players in 2020 were Dom Development, Unidevelopment and Aurec Home.

187
transactions

1 million m²
of land traded

1,2 million m²
of PUM

Land price
1 627 PLN/m²

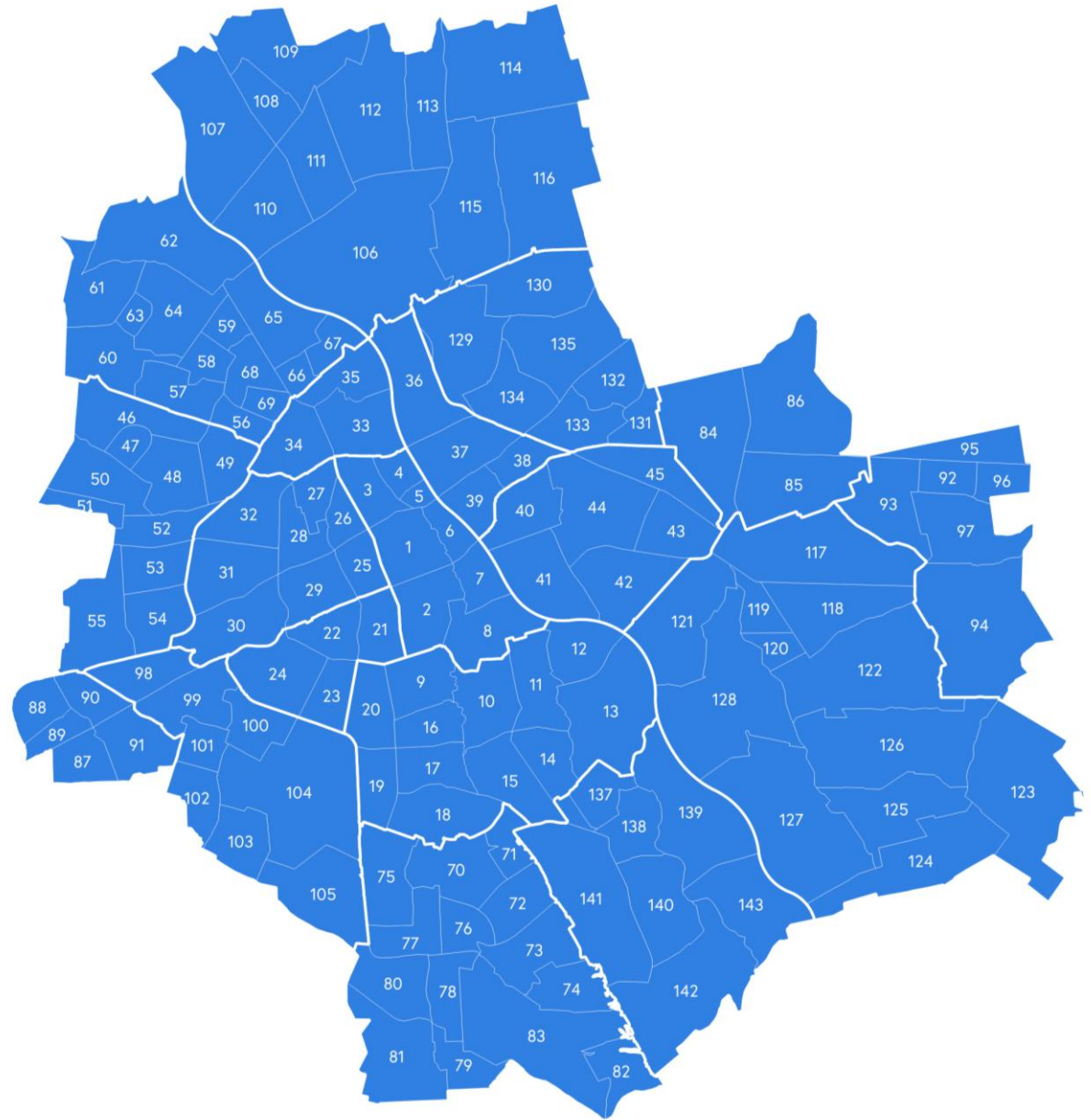
PUM price
1 371 PLN/m²

1,7 bn. PLN
total value of transactions

INVESTMENT LAND --- TRANSACTIONS IN 2020

MSI

MSI stands for *Miejski System Informacji* – Urban Information System. There are 18 districts in Warsaw, divided into 143 urban zones called MSI's. This division will be used for analysis in the report. Full list of MSI's marked on the map is presented on the next page.



#	Name	#	Name	#	Name	#	Name	#	Name
1	Śródmieście Północne	30	Odolany	59	Wrzeciono	88	Gołąbki	117	Marysin Wawerski
2	Śródmieście Południowe	31	Ulrychów	60	Radiowo	89	Niedźwiadek	118	Anin
3	Muranów	32	Koło	61	Wólka Węglowa	90	Szamoty	119	Wawer
4	Nowe Miasto	33	Stary Żoliborz	62	Młociny	91	Skorosze	120	Sadul
5	Stare Miasto	34	Sady Żoliborskie	63	Placówka	92	Wesoła-Centrum	121	Las
6	Powięśle	35	Marymont-Potok	64	Huta	93	Zielona-Grzybowa	122	Międzylesie
7	Solec	36	Pelcowizna	65	Las Bielański	94	Stara Miłosna	123	Aleksandrów
8	Ujazdów	37	Nowa Praga	66	Marymont-Kaskada	95	Plac Wojska Polskiego	124	Falenica
9	Stary Mokotów	38	Szmulowizna	67	Marymont-Ruda	96	Wola Grzybowska	125	Miedzeszyn
10	Sielce	39	Stara Praga	68	Stare Bielany	97	Groszówka	126	Radość
11	Czerniaków	40	Kamionek	69	Słodowiec	98	Nowe Włochy	127	Nadwiśle
12	Siekierki	41	Saska Kępa	70	Ursynów Północny	99	Stare Włochy	128	Zerzeń
13	Augustówka	42	Gocław	71	Stary Służew	100	Raków	129	Bródno
14	Sadyba	43	Gocławek	72	Ursynów-Centrum	101	Salomea	130	Bródno-Podgrodzie
15	Stegny	44	Grochów	73	Natolin	102	Opacz Wielka	131	Utrata
16	Wierzbno	45	Olszynka Grochowska	74	Kabaty	103	Załużki	132	Elsnerów
17	Ksawerów	46	Lotnisko	75	Wyczółki	104	Okęcie	133	Targówek Fabryczny
18	Służew	47	Boernerowo	76	Stary Imielin	105	Paluch	134	Targówek Mieszkaniowy
19	Służewiec	48	Bemowo-Lotnisko	77	Grabów	106	Żerań	135	Zacisze
20	Wygłędów	49	Fort Bema	78	Pyry	107	Nowodwory	136	Wilanów Wysoki
21	Filtry	50	Fort Radiowo	79	Dąbrówka	108	Dąbrówka Szlachecka	137	Wilanów Niski
22	Stara Ochota	51	Groty	80	Jeziorki Północne	109	Choszczówka	138	Wilanów Królewski
23	Rakowiec	52	Górcze	81	Jeziorki Południowe	110	Tarchomin	139	Zawady
24	Szczęśliwice	53	Jelonki Północne	82	Skarpa Powsińska	111	Henryków	140	Powsinek
25	Mirów	54	Jelonki Południowe	83	Las Kabacki	112	Białołęka Dworska	141	Błonia Wilanowskie
26	Nowolipki	55	Chrzanów	84	Kawęczyn-Wygoda	113	Szamocin	142	Powsin
27	Powązki	56	Piaski	85	Nowy Rembertów	114	Kobiałka	143	Kępa Zawadowska
28	Młynów	57	Chomiczówka	86	Stary Rembertów	115	Brzeziny		
29	Czyste	58	Wawrzyszew	87	Czechowice	116	Grodzisk		

TRANSACTIONS CONDITIONS

Transaction for land with MPZP (Masterplan) conditions dominated in 2020 and comprised almost 47% of all deals and on average this type of land turned out to be the least expensive.

MPZP and Studium transaction fall below city's average PUM and land prices.

Land with PnB was the only category which became relatively cheaper in terms of price per m² of land and PUM. Still, on average it remains the most expensive.

Transactions with Studium conditions greatly increased their share in the market. The prices for this type of land experienced the lowest growth.

Abbreviations used:

MPZP	Masterplan
PnB	Construction permit
WZ	Zoning decision
Studium	Study of conditions and directions of spatial development



PUM AND LAND PRICES

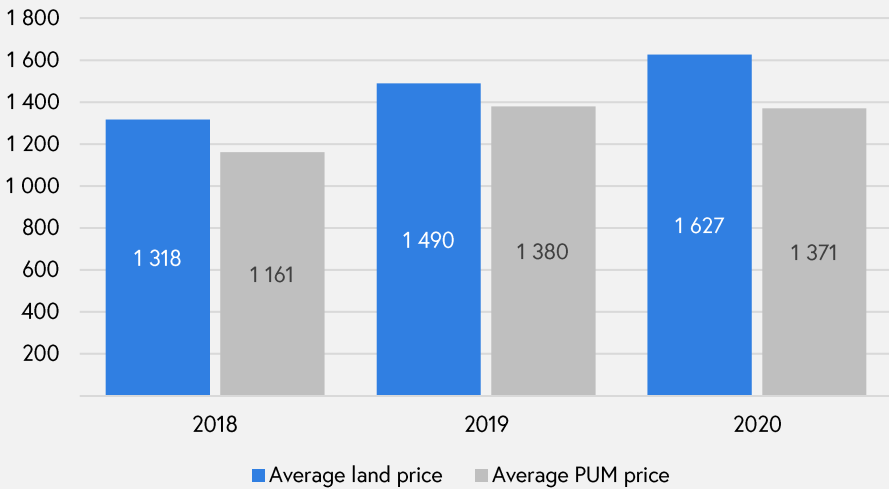
Land prices increased on average by 2,78% y/y. In real terms they remained on the same level.

PUM prices decreased by 0,66% in 2020 compared to the year before.

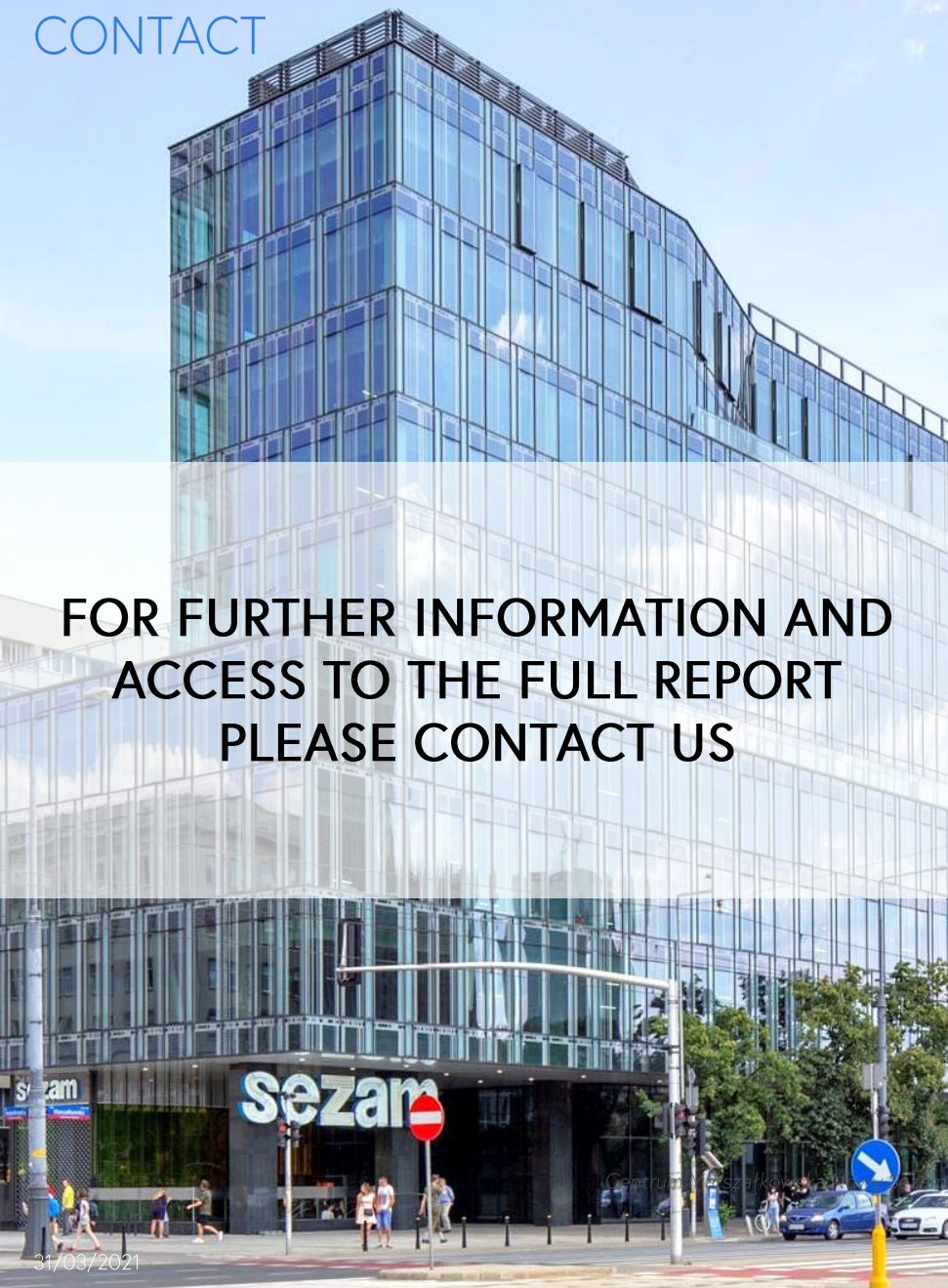
There is a slight increasing trend in terms of price levels.

The highest price for a square meter of PUM and land was observed in a single transaction in Śródmieście district. PUM price of 11 385 PLN/m² PUM and land price of 15 711 PLN/m².

Average PUM and land prices [PLN/m²]

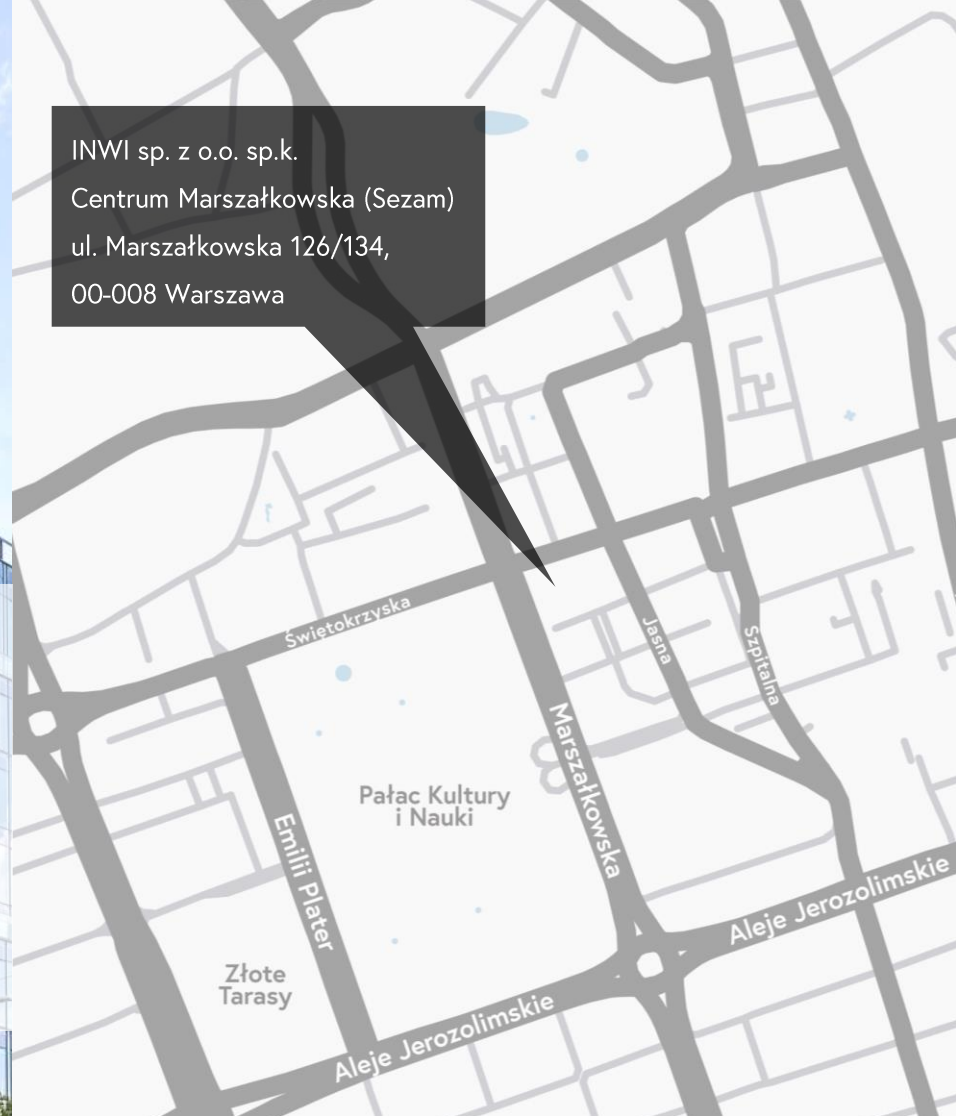


CONTACT



**FOR FURTHER INFORMATION AND
ACCESS TO THE FULL REPORT
PLEASE CONTACT US**

INWI sp. z o.o. sp.k.
Centrum Marszałkowska (Sezam)
ul. Marszałkowska 126/134,
00-008 Warszawa



Daniel Radkiewicz – MRICS
Tel. / WhatsApp: +48 516 192 856
Email: daniel.radkiewicz@inwi.com.pl

ALL RIGHTS RESERVED

Both the whole and the particular parts of the presentation are the property of INWI sp. z o.o. sp.k. and constitute the copyright work within the meaning of Act of the 4th of October 1994 on Copyright and Related Rights (Dz. U. Nr 90, poz. 631). Copying, publishing or distributing of any part on this presentation without written permission of INWI sp. z o.o. sp.k. is prohibited.

These materials do not constitute an offer within the meaning of the Civil Code, nor part of any such offer or agreement. Any information contained in the materials is given in good faith, it can not, however, be treated as representation or warranty as to any circumstances. INWI sp. z o.o. sp.k. shall not have any liability to the purchaser or any of its representatives resulting from the use of this presentation by the purchaser or its representatives.

Bidders are not entitled to any claims towards INWI sp. z o.o. sp.k. for not being invited to the further stages of the offering procedure, selection of another offer, or failure to conclude an investment or preliminary agreement. Moreover, bidders are not entitled to any reimbursement of expenses incurred in connection with the preparation and sending of the offer, nor expenses connected with the participation in the procedure, including negotiations.

INWI sp. z o.o. sp.k. , KRS 0000717744, NIP 7010800415, REGON 369432771