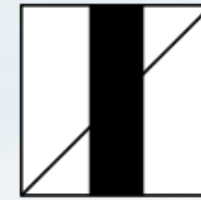


INVESTMENT LAND MARKET MULTIFAMILY WARSAW

1H 2020



inwi



INVESTMENT LAND MARKET - TABLE OF CONTENT

A. SUMMARY OF RECENT LAND TRANSACTIONS (1H 2020)

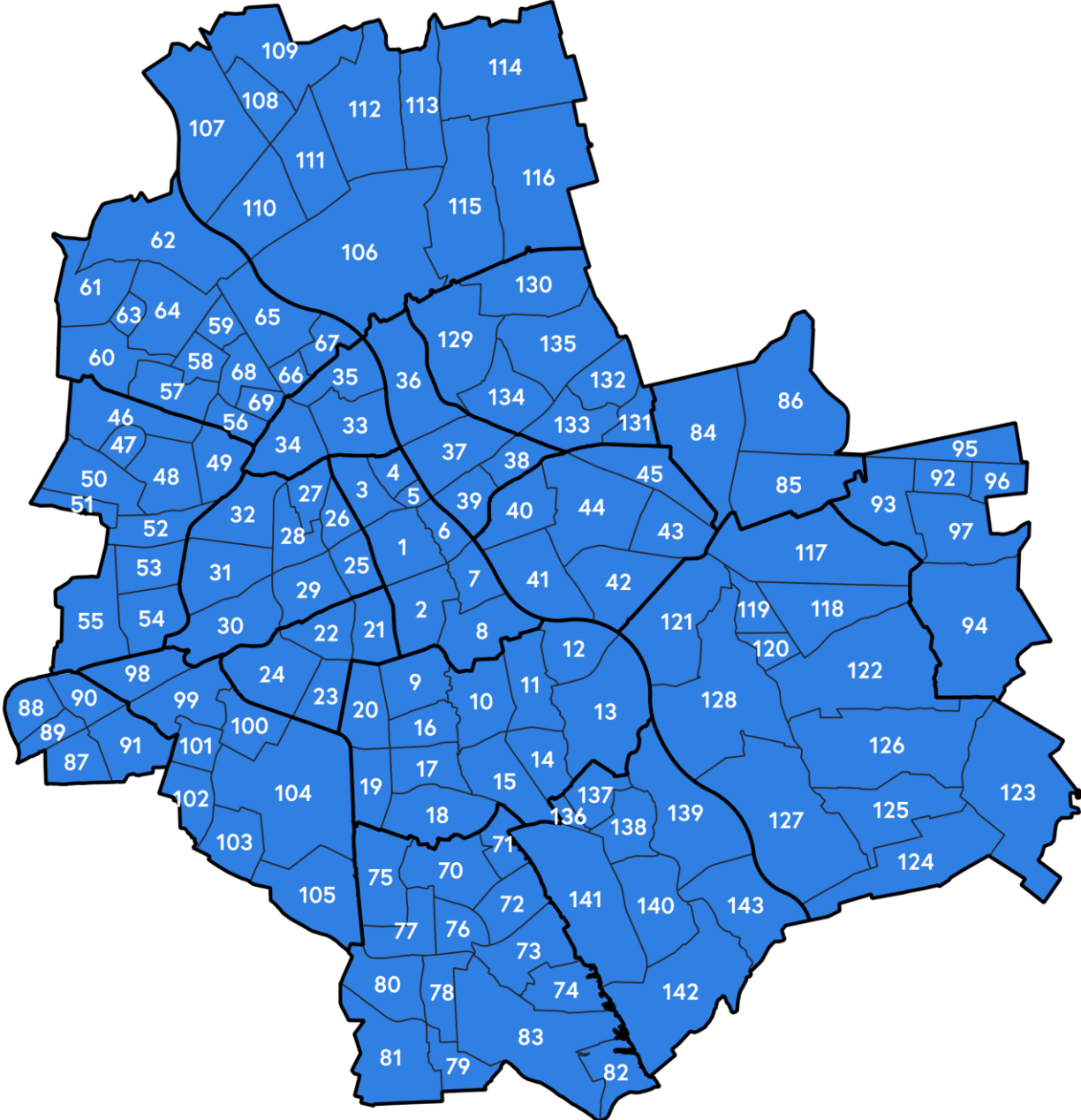
1. Locations of plots signed
2. Total area and number of transactions – by district / MSI
3. Average price per m² of PUM and m² of land – by district / MSI
4. Total value of transactions - by district / MSI
5. Average transaction area - by district
6. Conditions of land transactions
7. PUM and land prices
8. 1H 2020 vs. 1H 2019
9. City Centre vs Outskirts
10. Top districts, MSI, developers
11. Comparison to 2018 – average price per m² of PUM and m² of area / number of transactions
12. Summary – by district / MSI

B. GENERAL SUMMARY / KEY FACTS

INVESTMENT LANDS

MSI (MIEJSKI SYSTEM INFORMACJI) – URBAN SYSTEM OF INFORMATION

There are 18 districts in Warsaw, divided into 143 urban zones. This division will be used for analysis in the report.



MSI (MIEJSKI SYSTEM INFORMACJI)

– URBAN SYSTEM OF INFORMATION

ID	Name	ID	Name	ID	Name	ID	Name	ID	Name
1	Śródmieście Północne	30	Odolany	59	Wrzeciono	88	Gołębki	117	Marysin Wawerski
2	Śródmieście Południowe	31	Ulrychów	60	Radiowo	89	Niedźwiadek	118	Anin
3	Muranów	32	Koło	61	Wólka Węglowa	90	Szamoty	119	Wawer
4	Nowe Miasto	33	Stary Żoliborz	62	Młociny	91	Skorosze	120	Sadul
5	Stare Miasto	34	Sady Żoliborskie	63	Placówka	92	Wesoła-Centrum	121	Las
6	Powisłe	35	Marymont-Potok	64	Huta	93	Zielona-Grzybowa	122	Międzyzlesie
7	Solec	36	Pelcowizna	65	Las Bielański	94	Stara Miłosna	123	Aleksandrów
8	Ujazdów	37	Nowa Praga	66	Marymont-Kaskada	95	Plac Wojska Polskiego	124	Falenica
9	Stary Mokotów	38	Szmulowizna	67	Marymont-Ruda	96	Wola Grzybowska	125	Międzeszyn
10	Sielce	39	Stara Praga	68	Stare Bielany	97	Groszówka	126	Radość
11	Czerniaków	40	Kamionek	69	Śladowiec	98	Nowe Włochy	127	Nadwiśle
12	Siekierki	41	Saska Kępa	70	Ursynów Północny	99	Stare Włochy	128	Zerzeń
13	Augustówka	42	Goclaw	71	Stary Służew	100	Raków	129	Bródno
14	Sadyba	43	Goclawek	72	Ursynów-Centrum	101	Salomea	130	Bródno-Podgrodzie
15	Stegny	44	Grochów	73	Natolin	102	Opacz Wielka	131	Utrata
16	Wierzbno	45	Olszynka Grochowska	74	Kabaty	103	Załuski	132	Elsnerów
17	Ksawerów	46	Lotnisko	75	Wyczółki	104	Okęcie	133	Targówek Fabryczny
18	Służew	47	Boernerowo	76	Stary Imielin	105	Paluch	134	Targówek Mieszkaniowy
19	Służewiec	48	Bemowo-Lotnisko	77	Grabów	106	Żerań	135	Zacisze
20	Wyględów	49	Fort Bema	78	Pyry	107	Nowodwory	136	Wilanów Wysoki
21	Filtry	50	Fort Radiowo	79	Dąbrówka	108	Dąbrówka Szlachecka	137	Wilanów Niski
22	Stara Ochota	51	Groty	80	Jeziorki Północne	109	Choszczówka	138	Wilanów Królewski
23	Rakowiec	52	Górcze	81	Jeziorki Południowe	110	Tarchomin	139	Zawady
24	Szczęśliwice	53	Jelonki Północne	82	Skarpa Powsińska	111	Henryków	140	Powsinek
25	Mirów	54	Jelonki Południowe	83	Teren wydzielony rezerwat "Las Kabacki"	112	Białoleka Dworska	141	Błonia Wilanowskie
26	Nowolipki	55	Chrzanów	84	Kawęczyn-Wygoda	113	Szamocin	142	Powsin
27	Powązki	56	Piaski	85	Nowy Rembertów	114	Kobiałka	143	Kępa Zawadowska
28	Młynów	57	Chomiczówka	86	Stary Rembertów	115	Brzeziny		
29	Czyste	58	Wawrzyszew	87	Czechowice	116	Grodzisk		

WARSAW INVESTMENT LAND MARKET IN THE FIRST HALF OF 2020

Abbreviations used:

MPZP	Masterplan
PnB	Building permit
WZ	Zoning decision
Studium	Study of conditions and directions of spatial development
PUM	Usable floor area

Transactions:

82

Plots:

136

Total land area:

363 707 m²

Total PUM:

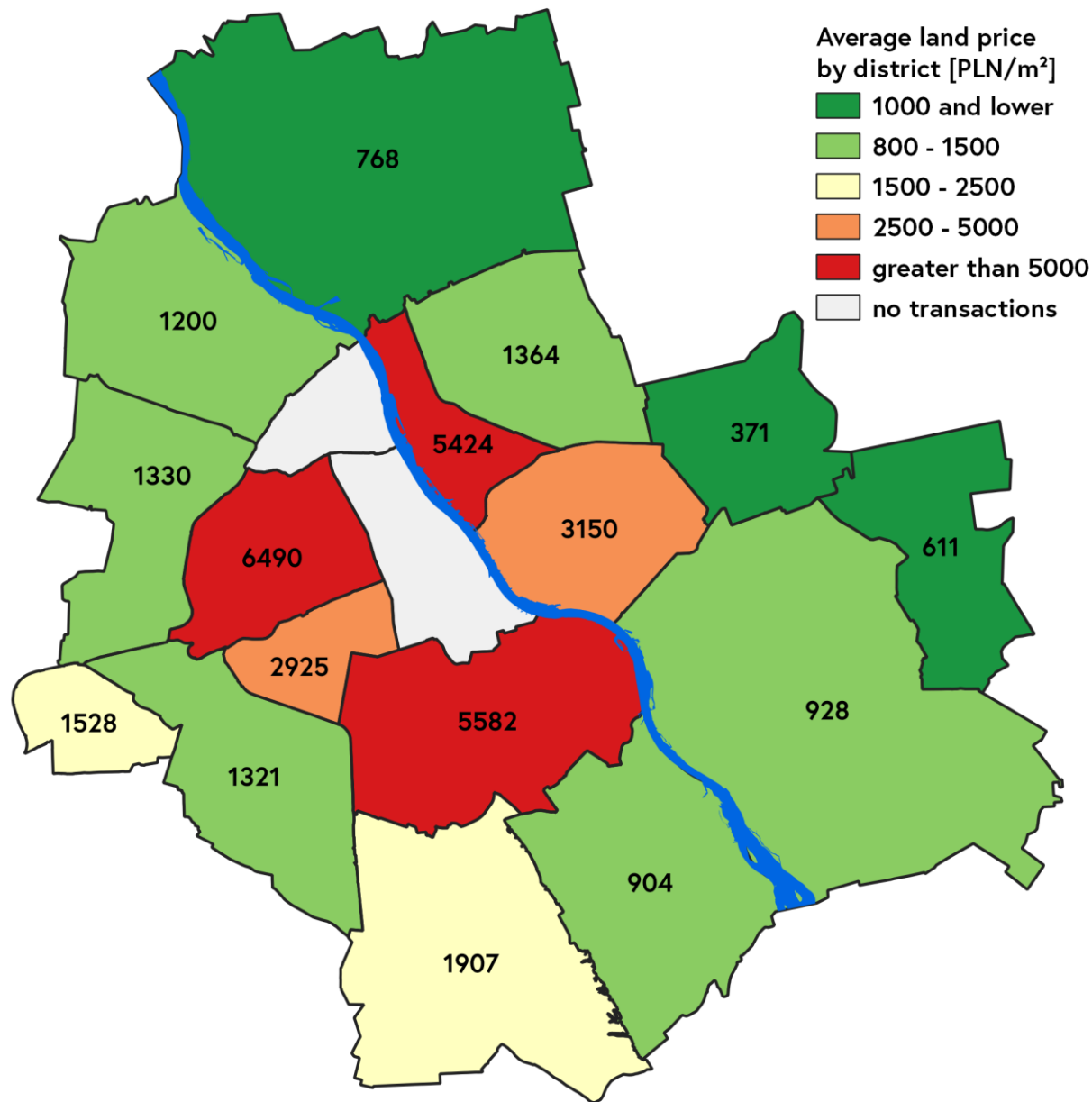
465 087 m²

Total value:

544 mln PLN

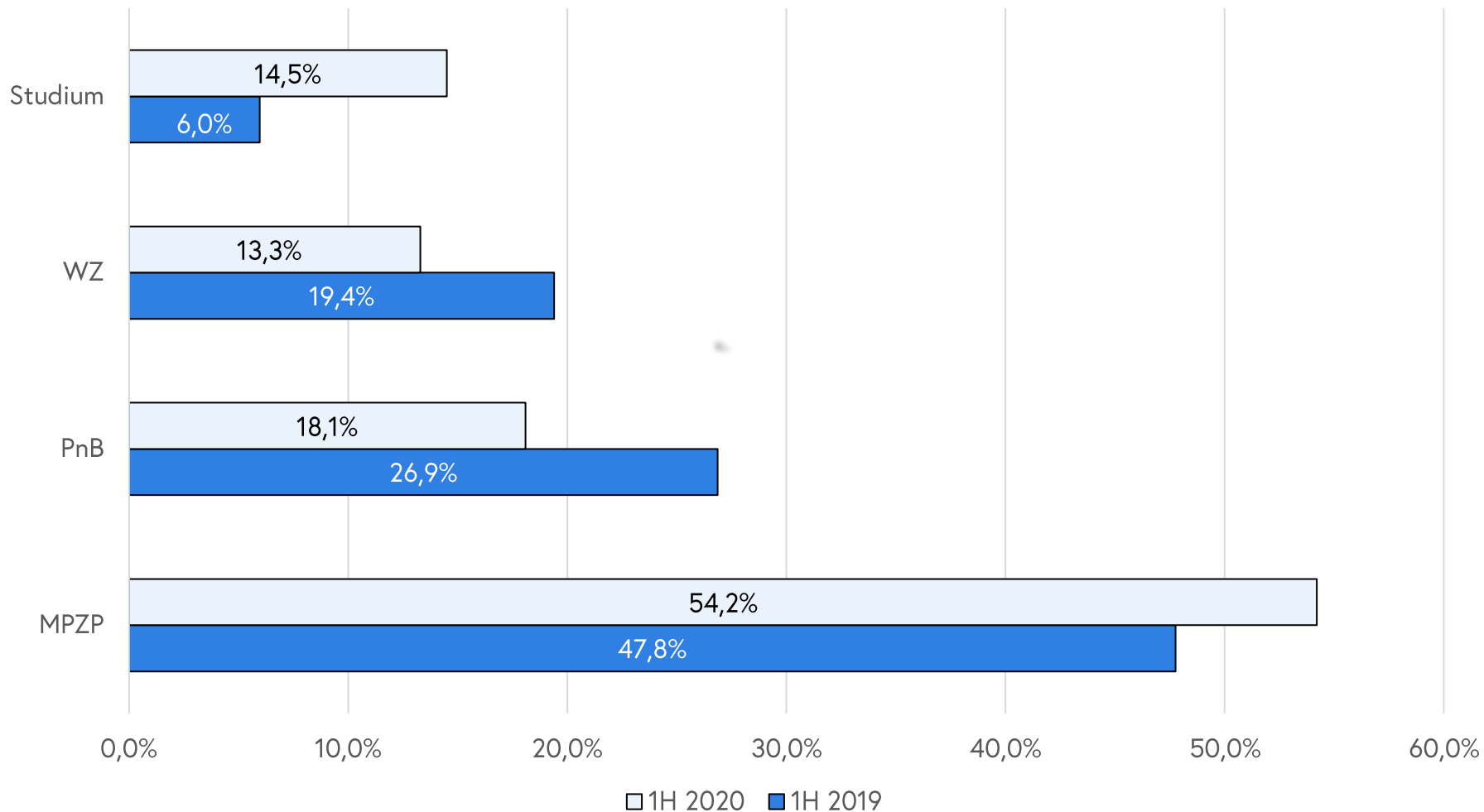
AVERAGE PRICE OF LAND BY DISTRICT

WARSAW [PLN/m ²]	
Max.	12 639
Min.	199
Average	2 083
Median	1 200



TRANSACTIONS CONDITIONS

Number of transactions share



FOR MORE INFORMATION CONTACT US:



Daniel Radkiewicz — MRICS

Address

INWI sp. z o.o. sp.k.
Centrum Marszałkowska (Sezam)
ul. Marszałkowska 126/134
00-008 Warszawa

Tel — WhatsApp

+48 516 192 856

Email

daniel.radkiewicz@inwi.com.pl

ALL RIGHTS RESERVED AND NOTE

ALL RIGHTS RESERVED: This whole presentation as well as its individual parts is owned by INWI sp. z o.o. sp.k. and is constituting works as defined by the Act on Copyright and Related Rights of 4 February 1994 (uniform text: Journal of Laws Dz. U. 06.90.631).

No part of this publication may be reproduced, distributed, or transmitted in any form or by any means without a written permission of INWI sp. z o.o. sp.k.

The information included in this publication is not, in any case, a provision of advisory services or any other form of services. Taking a decisive action should be preceded by contacting INWI or other professional advisor that possesses the knowledge on specific factual state in order to receive a proper advice.

Copyrights on the contents of this publication are owned by INWI sp. z o.o. sp.k. All rights reserved.

NOTE: Share deals were not included in the analysis

INWI sp. z o.o. sp.k. , KRS 0000717744, NIP 7010800415, REGON 369432771