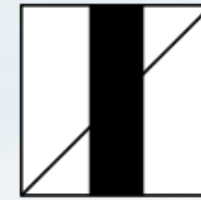


INVESTMENT LAND MARKET MULTIFAMILY GDAŃSK, GDYNIA

1H 2020



inwi

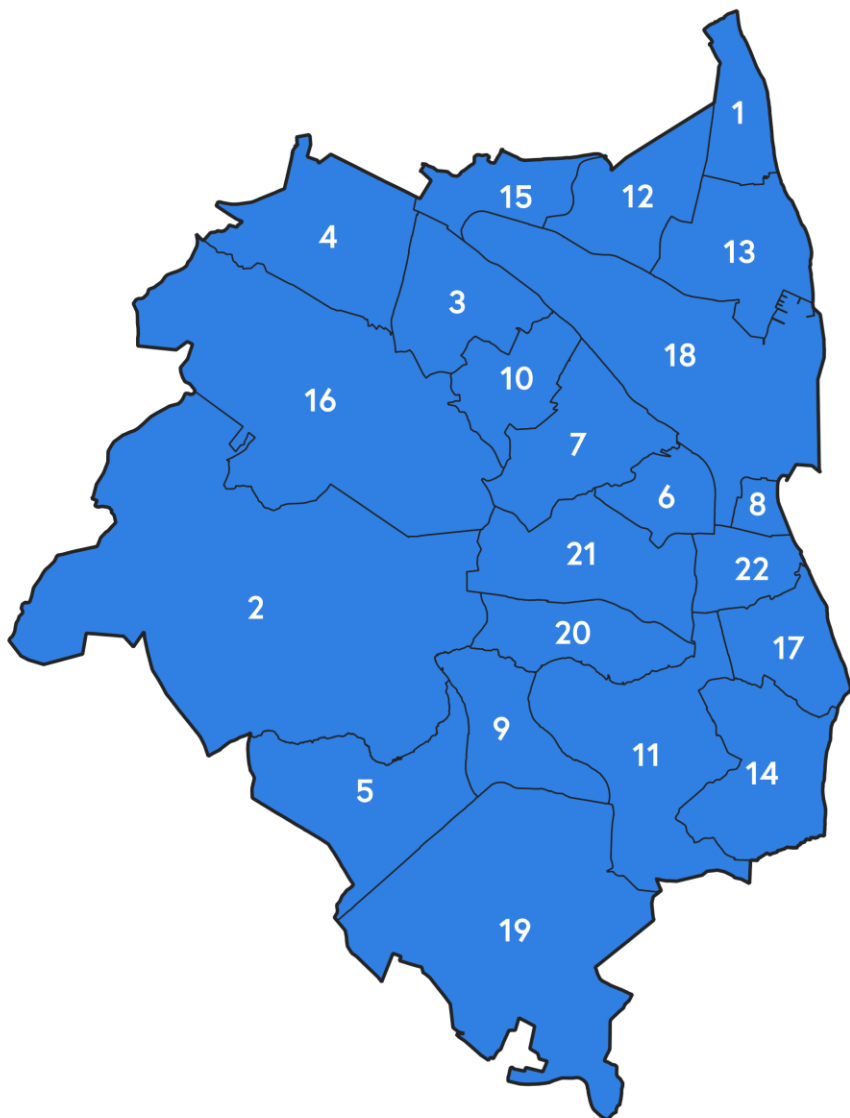


INVESTMENT LAND MARKET - TABLE OF CONTENT

- A. INVESTMENT LAND MARKET IN 1H 2020
- B. INVESTMENT LAND TRANSACTIONS IN **GDYNIA**
 - 1. Plots & transactions signed
 - 2. Summary for 1H 2020
 - 3. 1H 2020 vs. 1H 2019
- C. INVESTMENT LAND TRANSACTIONS IN **GDAŃSK**
 - 1. Plots & transactions signed
 - 2. By district summary - maps
 - 3. 1H 2020 vs. 1H 2019
 - 4. Volume of transactions
 - 5. PUM and land prices
 - 6. PUM - summary
 - 7. Top districts
 - 8. Top developers
 - 9. By district summary - table
- D. GENERAL SUMMARY / KEY FACTS
 - 1. Gdynia
 - 2. Gdańsk

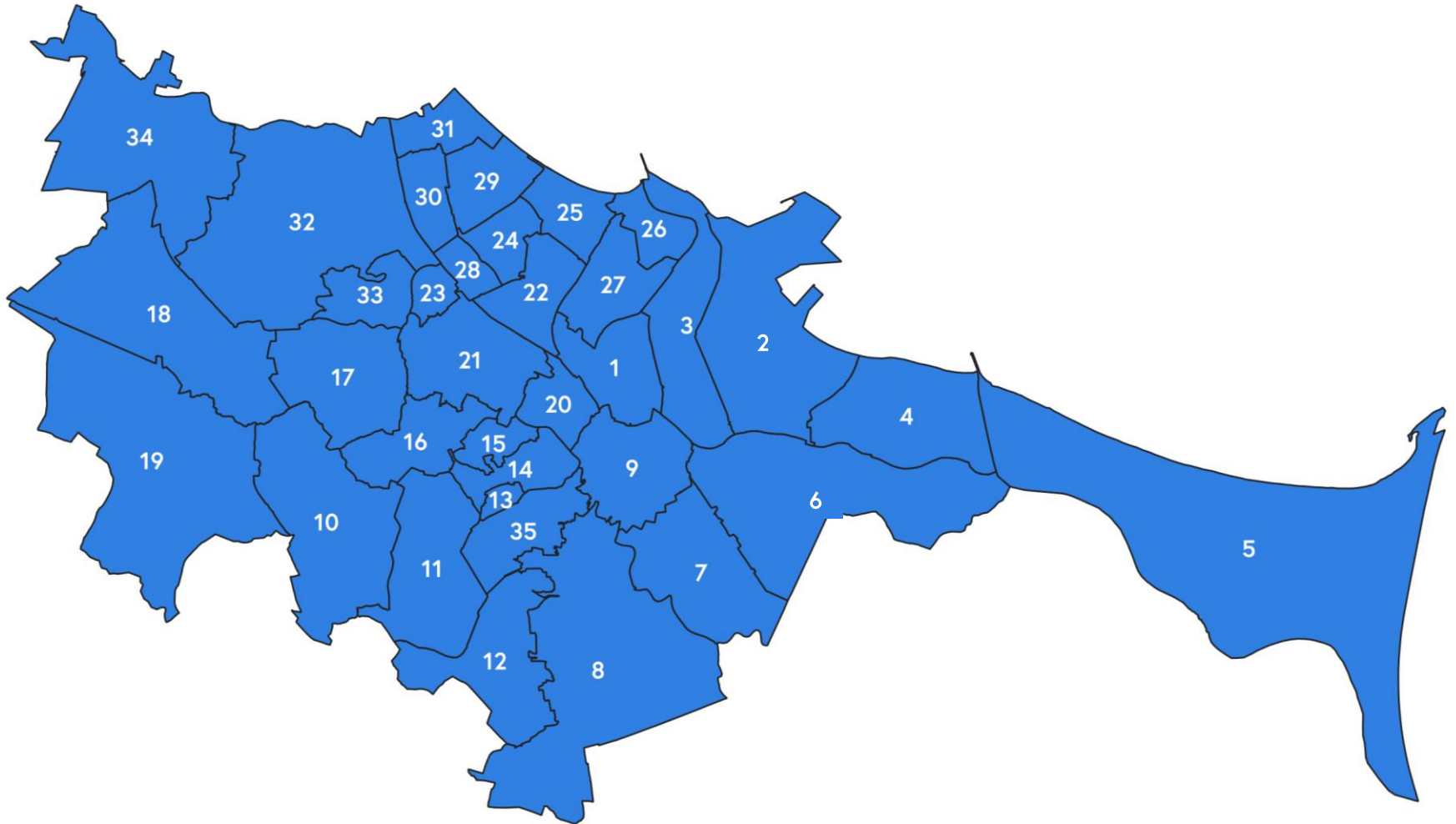
INVESTMENT LANDS

DISTRICTS OF GDYNIA



No.	District
1	Babie Doły
2	Chwarzno-Wiczlino
3	Chylonia
4	Cisowa
5	Dąbrowa
6	Działki Leśne
7	Grabówek
8	Kamienna Góra
9	Karwiny
10	Leszczyнки
11	Mały Kack
12	Obłuże
13	Oksywie
14	Orłowo
15	Pogórze
16	Pustki Cisowskie
17	Redłowo
18	Śródmieście
19	Wielki Kack
20	Witomino-Leśniczówka
21	Witomino-Radiostacja
22	Wzgórze Świętego Maksymiliana

DISTRICTS OF GDAŃSK



DISTRICTS OF GDAŃSK

There are 35 districts in Gdańsk. They will be used for analysis in the following report.

No.	District	No.	District	No.	District
1	Młyniska	13	Wzgórze Mickiewicza	25	Brzeźno
2	Stogi	14	Siedlce	26	Nowy Port
3	Przeróbka	15	Suchanino	27	Letnica
4	Krakowiec-Górki Zachodnie	16	Piecki-Migowo	28	Zaspa-Młyniec
5	Wyspa Sobieszewska	17	Brętowo	29	Przymorze Wielkie
6	Rudniki	18	Matarnia	30	Przymorze Małe
7	Olszynka	19	Kokoszki	31	Żabianka-Wejhera-Jelitkowo-Tysiąclecia
8	Orunia-Św. Wojciech-Lipce	20	Aniołki	32	Oliwa
9	Śródmieście	21	Wrzeszcz Górny	33	VII Dwór
10	Jasień	22	Wrzeszcz Dolny	34	Osowa
11	Ujeścisko-Łostowice	23	Strzyża	35	Orunia Górna - Gdańsk Południe
12	Chełm	24	Zaspa-Rozstaje		

INVESTMENT LAND MARKET IN THE FIRST HALF OF 2020

GDAŃSK

Transactions:

19

Plots:

51

Total land area:

195 799 m²

Total PUM:

125 668 m²

Total value:

246 878 982 PLN

GDYNIA

Transactions:

5

Plots:

11

Total land area:

24 365 m²

Total PUM:

20 893 m²

Total value:

59 763 845 PLN

FOR MORE INFORMATION CONTACT US:



Daniel Radkiewicz — MRICS

Address

INWI sp. z o.o. sp.k.
Centrum Marszałkowska (Sezam)
ul. Marszałkowska 126/134
00-008 Warszawa

Tel — WhatsApp

+48 516 192 856

Email

daniel.radkiewicz@inwi.com.pl

ALL RIGHTS RESERVED AND NOTE

ALL RIGHTS RESERVED: This whole presentation as well as its individual parts is owned by INWI sp. z o.o. sp.k. and is constituting works as defined by the Act on Copyright and Related Rights of 4 February 1994 (uniform text: Journal of Laws Dz. U. 06.90.631).

No part of this publication may be reproduced, distributed, or transmitted in any form or by any means without a written permission of INWI sp. z o.o. sp.k.

The information included in this publication is not, in any case, a provision of advisory services or any other form of services. Taking a decisive action should be preceded by contacting INWI or other professional advisor that possesses the knowledge on specific factual state in order to receive a proper advice.

Copyrights on the contents of this publication are owned by INWI sp. z o.o. sp.k. All rights reserved.

NOTE: Share deals were not included in the analysis

INWI sp. z o.o. sp.k. , KRS 0000717744, NIP 7010800415, REGON 369432771